


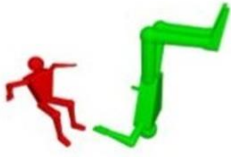








DM 2018

Vertical Formation 2-Way Indoor Einsteiger Draw, Page 1

Round 1

<p>A: HD Star</p>  A red stick figure is in a handstand position with legs spread wide. A green stick figure is in a handstand position with legs spread wide, positioned to the right of the red figure.	<p>D: Sit Line</p>  A red stick figure is in a handstand position with arms extended horizontally. A green stick figure is in a handstand position with arms extended horizontally, positioned to the right of the red figure.	<p>Block 5: Mixed Flower</p>  A red stick figure is in a handstand position with legs spread wide. A green stick figure is in a handstand position with legs spread wide, positioned to the right of the red figure.
<p>Block 5 Inter Transition</p>  A red stick figure is in a handstand position with legs spread wide. A green stick figure is in a handstand position with legs spread wide, positioned to the right of the red figure.		
<p>Block 5 Mixed Flower Line</p>  A red stick figure is in a handstand position with legs spread wide. A green stick figure is in a handstand position with legs spread wide, positioned to the right of the red figure.		


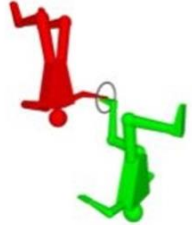



Round 2

<p>E: HD Flower</p>  A red stick figure is in a handstand position with legs spread wide. A green stick figure is in a handstand position with legs spread wide, positioned to the right of the red figure.	<p>J: HU Star</p>  A red stick figure is in a handstand position with legs spread wide. A green stick figure is in a handstand position with legs spread wide, positioned to the right of the red figure.	<p>Block 2: HD Star</p>  A red stick figure is in a handstand position with legs spread wide. A green stick figure is in a handstand position with legs spread wide, positioned to the right of the red figure.
<p>Block 2: HD Star</p>  A red stick figure is in a handstand position with legs spread wide. A green stick figure is in a handstand position with legs spread wide, positioned to the right of the red figure.		
<p>Block 2: HD Star</p>  A red stick figure is in a handstand position with legs spread wide. A green stick figure is in a handstand position with legs spread wide, positioned to the right of the red figure.		






DM 2018

Vertical Formation 2-Way Indoor Einsteiger Draw, Page 2

Round 3

<p>H: Mixed Flower</p>  A red stick figure is in a crouching position, and a green stick figure is in a handstand position with legs spread.	<p>B: HD Hand-to Foot</p>  A red stick figure is in a handstand position, and a green stick figure is in a handstand position with one foot touching the red figure's hand.	<p>BLOCK 8 4111</p>  A red stick figure is in a crouching position, and a green stick figure is in a handstand position with one foot touching the red figure's hand.
		<p>BLOCK 8 1111</p>  A red stick figure is in a crouching position, and a green stick figure is in a handstand position with one foot touching the red figure's hand.
		<p>BLOCK 8 211</p>  A red stick figure is in a crouching position, and a green stick figure is in a handstand position with one foot touching the red figure's hand.






Round 4

<p>H: Mixed Flower</p>  A red stick figure is in a crouching position, and a green stick figure is in a handstand position with legs spread.	<p>F: Buddies</p>  A red stick figure is in a crouching position, and a green stick figure is in a handstand position with one foot touching the red figure's hand.	<p>BLOCK 3: HD FLOWER</p>  A red stick figure is in a handstand position, and a green stick figure is in a handstand position with one foot touching the red figure's hand.
		<p>360 Grad Drehungen beide</p>  A red stick figure is in a handstand position with a yellow ring around its waist, and a green stick figure is in a handstand position with a yellow ring around its waist.
		<p>BLOCK 3: HD FLOWER ERDE</p>  A red stick figure is in a handstand position, and a green stick figure is in a handstand position with one foot touching the red figure's hand.






DM 2018

Vertical Formation 2-Way Indoor Einsteiger Draw, Page 3

Round 5

<p>E: HD Flower</p>  A red stick figure is on the left, leaning back with arms raised. A green stick figure is on the right, leaning forward with arms raised, appearing to be in a handstand or similar inverted position.	<p>C: Mixed Line</p>  A red stick figure is on the left, leaning forward. A green stick figure is on the right, leaning back with arms raised.	<p>Block 1: HD Flower</p>  A red stick figure is on the left, leaning back with arms raised. A green stick figure is on the right, leaning forward with arms raised.
		<p>100 Grad Transition</p>  A red stick figure is on the left, leaning forward. A green stick figure is on the right, leaning back with arms raised.
		<p>Mixed Line</p>  A red stick figure is on the left, leaning forward. A green stick figure is on the right, leaning back with arms raised.

Round 6

<p>A: HD Star</p>  A red stick figure is on the left, leaning back with arms raised. A green stick figure is on the right, leaning forward with arms raised.	<p>G: Mixed Star</p>  A red stick figure is on the left, leaning forward. A green stick figure is on the right, leaning back with arms raised.	<p>Block 4: Fun Buddies</p>  A red stick figure is on the left, leaning back with arms raised. A green stick figure is on the right, leaning forward with arms raised.
		<p>Block 4: Inter Transition</p>  A red stick figure is on the left, leaning forward. A green stick figure is on the right, leaning back with arms raised.
		<p>Block 4: Fun Buddies Edge</p>  A red stick figure is on the left, leaning back with arms raised. A green stick figure is on the right, leaning forward with arms raised.

DM 2018

Vertical Formation 2-Way Indoor Einsteiger Draw, Page 4

Jump-Off

